


















































Sentence blocks progression map

Basic ingredients of a single clause sentence = a subject "namey part" and verb.

Reception	Year 1	Year 2	Year 3	Year 4	Year 5	Year 6
1. 	1.  Beginning to use: 2.   	1.  Beginning to use: 2.    3.  	1.  2.    3.  	1.  2.    3.   4.  	1.  2.    3.   4.   5.   	1.  2.    3.   4.   5.   
1. Single clause sentence.	2. Clause – coordinating conjunction (BOA*) - clause.	3. Main clause – subordinating clause (provide subordinating conjunction**)		4. Subordinating clause (provide subordinating conjunction) – main clause	5. Main clause split with embedded clause	
1. The delighted girl smiled.	2. The delighted girl smiled but inside she was nervous.	3. The delighted girl smiled when her name was read out.		4. When her name was read out, the delighted girl smiled.	5. The girl, who felt a mixture of delight and nerves, heard her name called.	

*BOA= but / or /and

** start with because, when, that & if building to more challenging conjunctions such as although, as, while etc.